



**ELECTRONICS REGULATIONS**

in the

**UPDATED IMPLEMENTING  
RULES AND REGULATIONS**

of the

**NATIONAL BUILDING CODE**

## **RULE 1, Sec. 103.**

### **Scope and Application**

---

- 1. The scope of this IRR shall cover the following disciplines: architectural, civil/structural, electrical, mechanical, sanitary, plumbing and **electronics.****

## RULE III, Sec. 301 Building Permits

---

2. Permits supplementary to a Building Permit shall be applied for and issued by the building official. These include **Ancillary** and the Accessory Permits.

*.../cont.*

## Ancillary Permits

The Ancillary Permits **duly signed and sealed by the corresponding professionals** and the plans and specifications shall be submitted together with the duly notarized application for Building Permit. **The Building Permit is null and void if not accompanied by the Ancillary Permits.** The prescribed Ancillary and other Accessory Permits/forms shall likewise be used whenever applicable.

## Ancillary Permits (cont.)

The Ancillary Permits are the following:

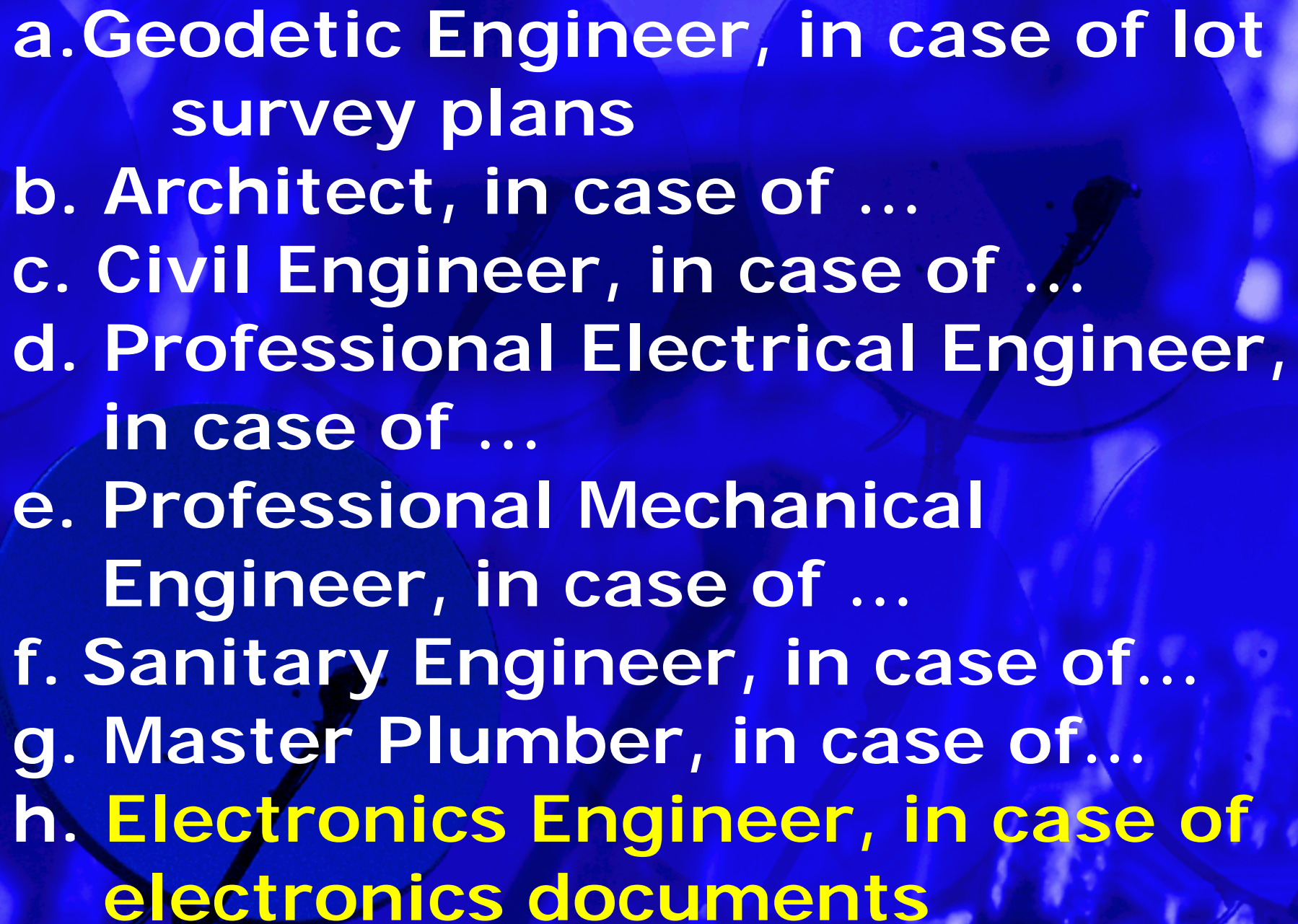
- i. Architectural Permit
- ii. Civil/Structural Permit
- iii. Electrical Permit
- iv. Mechanical Permit
- v. Sanitary Permit
- vi. Plumbing Permit
- vii. **Electronics Permit**

## Sec. 302. Application for Permits

---

3. Five (5) sets of survey plans, design plans, specifications and other documents, prepared, **signed and sealed over the printed names of the duly licensed and registered professionals** (Figs. III.1 and III.2)

*.../cont.*

- 
- a. Geodetic Engineer, in case of lot survey plans
  - b. Architect, in case of ...
  - c. Civil Engineer, in case of ...
  - d. Professional Electrical Engineer, in case of ...
  - e. Professional Mechanical Engineer, in case of ...
  - f. Sanitary Engineer, in case of...
  - g. Master Plumber, in case of...
  - h. **Electronics Engineer, in case of electronics documents**

# VERY IMPORTANT!!!

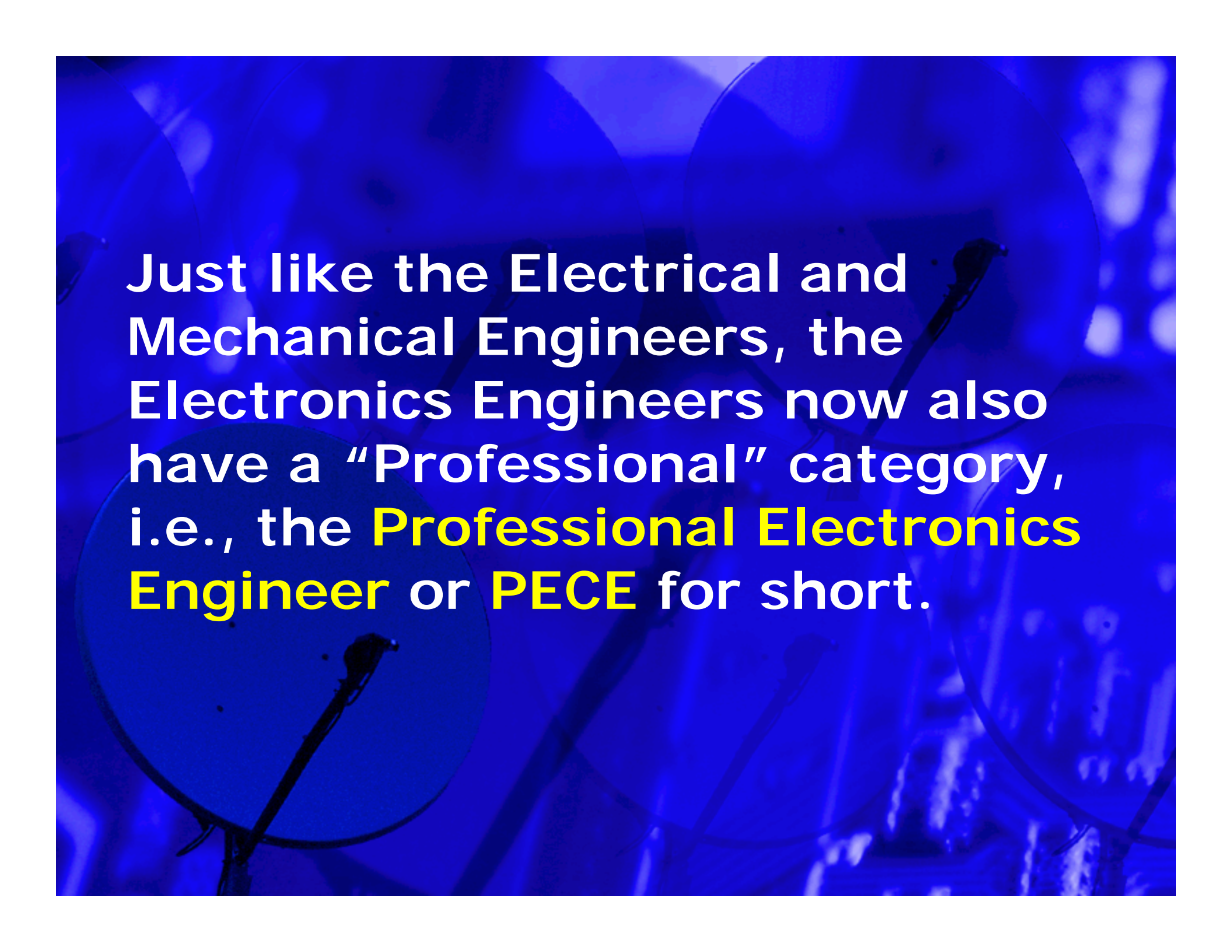
Please note that there is now a new law (the **Electronics Engineering Act of 2004, or R.A. 9292**) which governs the practice of Electronics Engineering, which was signed into law last April 17, 2004.

# RELEVANT PROVISIONS OF RA 9292 IN RELATION TO THE NATIONAL BUILDING CODE:

---

The profession which used to be called “Electronics & Communications Engineering” is now called “**Electronics Engineering**” (but still called **ECE** for short).

*.../cont.*



Just like the Electrical and Mechanical Engineers, the Electronics Engineers now also have a "Professional" category, i.e., the **Professional Electronics Engineer** or **PECE** for short.

# **SCOPE AND NATURE OF PRACTICE OF ELECTRONICS ENGINEERING**

**(As defined in RA 9292), ...the scope and nature of practice of Electronics Engineering embraces and covers any work or activity relating to the application of engineering sciences and/or principles to the investigation, analysis, synthesis, planning, design, specification, research and development, provision, procurement, marketing and sales, manufacture and production, construction and installation, tests/measurements/control, operation, repair, servicing, technical support and maintenance of electronics components, devices, products, apparatus, instruments, equipment, systems, networks, operations and processes in the field of electronics, including:**

# SCOPE AND NATURE OF PRACTICE OF ELECTRONICS ENGINEERING

- communications and/or telecommunications, information and communications technology, computers and their networking and hardware/firmware/software development and applications, broadcast/broadcasting, cable and wireless television, consumer and industrial electronics, electro-optics/photonics/opto-electronics, electromagnetics, avionics, aerospace, navigational and military applications, medical electronics, robotics, cybernetics, biometrics, and all other related and convergent fields.

The nature and scope of practice of the Professional Electronics Engineer includes all of those covered by the Electronics Engineer, plus the sole authority to provide consulting services as defined in the Act and to sign and seal electronics plans, drawings, permits applications, specifications, reports and other technical documents prepared by himself/herself and/or under his/her direct supervision. (Sec. 5b)

*RA 9292 also stipulates that...*

**“All licensed Professional Electronics Engineers shall obtain and use a **seal** of a design prescribed by the Board bearing the registrant’s name, registration number and title.”  
(Sec. 29).**

*.../cont.*

# *Seal of the PECE*



"Plans, drawings, permit applications, specifications, reports and other technical documents prepared by and/or executed under the supervision of, and issued by the Professional Electronics Engineer shall be stamped on every sheet/page with said seal, indicating therein his/her current Professional Tax Receipt (PTR) number, date/place of payment and current membership number in the Accredited Professional Organization, when filed with government authorities or when used professionally."

*Likewise, RA 9292 provides that...*

All members of good standing of this Accredited Professional Organization shall be issued an **annual membership card** indicating the **membership number** and **validity period** of the membership, **which shall be affixed to all plans, specifications and any document signed by the member in the course of practice of his/her profession.**

**(Sec. 32)**

***NBCDO Memorandum Circular No. 01,  
Series of 2005 from Sec. Hermogenes E.  
Ebdane, Jr. also states that:***

4. Prior to the processing of building and ancillary permits, authenticated machine copies of the valid and recent Professional Identification Card issued by the Professional Regulation Commission, Integrated and Accredited Professional Organization of Architects **and other Accredited Professional Organization certificates**, Professional Tax Receipt, Community Tax Certificate, Tax Identification Number, shall be submitted to the BO as a guide in verifying the certainty that the signatories are registered Filipino professionals.

# ELECTRONICS PERMIT

REG FORM 4-01

Republic of the Philippines  
City/Municipality of \_\_\_\_\_  
Province of \_\_\_\_\_  
**OFFICE OF THE BUILDING OFFICIAL**

## ELECTRONICS PERMIT

APPLICATION NO. \_\_\_\_\_ DATE \_\_\_\_\_ BUILDING PERMIT NO. \_\_\_\_\_

### BOX 1 (TO BE ACCOMPLISHED FIRST BY THE OWNER/APPLICANT)

OVERSEAS EMPLOYED	LAST NAME	FIRST NAME	BI	BY
TYPE OF INSTALLATION/WORK		FAMILY ADDRESS	OWNER OR AGENT OF NECESSARY	
SPECIAL OCCURRENCE ADDRESS ST STREET ADDRESS OFFICE/COMPANY ADDRESS TELEPHONE NO		LOCATION OF INSTALLATION (LOT NO) BLOCK NO TOWN AND PARCELS NO STREET ADDRESS CITY/MUNICIPALITY		
SCOPE OF WORK <input type="checkbox"/> NEW INSTALLATION <input type="checkbox"/> REPAIR, REPAIR PART <input type="checkbox"/> OTHER (Specify)				

### BOX 2 (TO BE ACCOMPLISHED BY THE LICENSED PROFESSIONALS)

**NATURE OF INSTALLATION WORK/EQUIPMENT SYSTEM**

<input type="checkbox"/> TELECOMMUNICATION SYSTEM	<input type="checkbox"/> ELECTRONIC FIRE ALARM SYSTEM	<input type="checkbox"/> ELECTRONIC COMPLETION/PROTECTIVE CONTACT/CONTROL SYSTEM
<input type="checkbox"/> PROTECTIVE SYSTEM	<input type="checkbox"/> SOUND COMMUNICATION SYSTEM	<input type="checkbox"/> BUILDING AUTOMATION MANAGEMENT AND CONTROL SYSTEM
<input type="checkbox"/> TELEVISION SYSTEM	<input type="checkbox"/> VIDEO SURVEILLANCE SYSTEM	<input type="checkbox"/> BUILDING SOUND SYSTEMS CONTROL SYSTEM (SOUND SYSTEM, PA or AMPLIFIED ELECTRONIC SYSTEM)
<input type="checkbox"/> SECURITY SYSTEM/PROTECTIVE	<input type="checkbox"/> ELECTRONIC LOCKING AND SECURITY SYSTEM	
<input type="checkbox"/> ALL OTHERS (Specify) _____		

REQUIRED BY \_\_\_\_\_

### BOX 3

**REGISTERED PROFESSIONAL ENGINEER OR ARCHITECT**

ELECTRONIC ENGINEER  
(NAME OF ENGINEER/ARCHITECT)

AREA: \_\_\_\_\_  
 REG. NO. \_\_\_\_\_  
 PIR. NO. \_\_\_\_\_  
 SIGNATURE \_\_\_\_\_  
 DATE \_\_\_\_\_

### BOX 4

**REGISTERED ARCHITECT OR ELECTRICAL ENGINEER**

ELECTRICAL ENGINEER  
(NAME OF ARCHITECT/ELECTRICAL ENGINEER)

AREA: \_\_\_\_\_  
 REG. NO. \_\_\_\_\_  
 PIR. NO. \_\_\_\_\_  
 SIGNATURE \_\_\_\_\_  
 DATE \_\_\_\_\_

### BOX 5

**BUILDING OWNER**

\_\_\_\_\_

NAME: \_\_\_\_\_  
 TYPE NO. \_\_\_\_\_  
 DATE ISSUED \_\_\_\_\_

### BOX 6

**ATTACHMENT - SET NUMBER**

\_\_\_\_\_

NAME: \_\_\_\_\_  
 TYPE NO. \_\_\_\_\_  
 DATE ISSUED \_\_\_\_\_

TO BE ACCOMPLISHED BY THE PROCESSING AND EVALUATION DIVISION

### BOX 7

RECEIVED BY: _____	DATE: _____
<b>THE SETS OF ELECTRONIC DOCUMENTS</b>	
<input type="checkbox"/> ELECTRONIC SET AND HARD COPIES	<input type="checkbox"/> PHOTOGRAPHS
<input type="checkbox"/> SET OF ORIGINALS	<input type="checkbox"/> OTHER (Specify) _____

### BOX 8

	PROCESSING FLOW				REMARKS
	IS	FOR	DATE	TIME	
RECEIVED					
APPROVED					

### BOX 9

**ACTION TAKEN**

PERMIT IS HEREBY ISSUED SUBJECT TO THE FOLLOWING:

- That the proposed electronic works shall be in accordance with the electronics plans filed with this Office and in conformity with the latest Electronic Code of the Philippines, the National Building Code and its IRR.
- That prior to any electronic installation, a duly authenticated proclaimer - "Notice of Commencement" shall be submitted to the Office of the Building Official.
- That upon completion of the electronic works, the licensed professionals/engineer shall submit an entry to the register duly signed and stamped by the Building Official including as full plans and other documents and shall also accompany the Certificate of Occupancy stating that the electronic works conform to the provision of the Electronic Code of the Philippines, the National Building Code and its IRR.
- That this permit is null and void unless accompanied by the building permit.

PERMIT ISSUED BY: \_\_\_\_\_

**BUILDING OFFICIAL**  
(Signature and Printed Name)  
Date: \_\_\_\_\_

# ELECTRONICS PERMIT

## BOX 1 (TO BE ACCOMPLISHED BY THE OWNER/APPLICANT)

OWNER/APPLICANT		LAST NAME	FIRST NAME	MI	TIN
FOR CONSTRUCTION OWNED BY AN ENTERPRISE		FORM OF OWNERSHIP			USE OR CHARACTER OF OCCUPANCY
ADDRESS NO.	STREET	BARANGAY	CITY/MUNICIPALITY	ZIP CODE	TELEPHONE NO.
LOCATION OF CONSTRUCTION	LOT NO. _____	BLK NO. _____	TCT NO. _____	TAX DEC. NO. _____	
STREET _____		BARANGAY _____		CITY/MUNICIPALITY _____	
SCOPE OF WORK					
<input type="radio"/> NEW INSTALLATION		<input type="radio"/> ANNUAL INSPECTION		<input type="radio"/> OTHERS (Specify) _____	

# ELECTRONICS PERMIT

## BOX 2 (TO BE ACCOMPLISHED BY DESIGN PROFESSIONAL)

### NATURE OF INSTALLATION WORKS/EQUIPMENT/SYSTEM

- TELECOMMUNICATION SYSTEM
  - BROADCASTING SYSTEM
  - TELEVISION SYSTEM
  - INFORMATION TECHNOLOGY SYSTEM
  - SECURITY AND ALARM SYSTEM
  - ANY OTHER ELECTRONICS AND I.T. SYSTEMS, EQUIPMENT, APPARATUS, DEVICE AND/OR COMPONENT (Specify) \_\_\_\_\_
- ELECTRONICS FIRE ALARM SYSTEM
  - SOUND COMMUNICATION SYSTEM
  - CENTRALIZED CLOCK SYSTEM
  - SOUND SYSTEM
  - ELECTRONICS CONTROL AND CONVEYOR SYSTEM
- ELECTRONICS COMPUTERIZED PROCESS CONTROL & AUTOMATION SYSTEM
  - BUILDING AUTOMATION MANAGEMENT CONTROL SYSTEM
  - BUILDING WIRING UTILIZING COPPER CABLE FIBER OPTIC CABLE OR OTHER MEDIA ELECTRONICS SYSTEM

PREPARED BY \_\_\_\_\_

# ELECTRONICS PERMIT

## BOX 3

DESIGN PROFESSIONAL, PLANS AND SPECIFICATIONS	
Date _____ <b>PROFESSIONAL</b> ELECTRONICS ENGINEER (Signed and Sealer Over Printed Name)	
ADDRESS	
PRC No.	Validity
PTR No.	Date Issued
Issued at	TIN

**PLEASE MAKE SURE THAT THE PROFESSIONAL ELECTRONICS ENGINEER HAS INDICATED HIS/HER APO MEMBERSHIP NUMBER AND VALIDITY OF MEMBERSHIP (AS PER RA 9292 AND NBDKO MEMO CIRCULAR).**

# ELECTRONICS PERMIT

**BOX 4**

SUPERVISOR IN CHARGE OF ELECTRONICS WORKS	
_____ Date _____ <b>PROFESSIONAL</b> ELECTRONICS ENGINEER (Signed and Sealed Over Printed Name)	
ADDRESS	
PRC No.	Validity
PTR No.	Date Issued
Issued at	TIN

**PLEASE MAKE SURE THAT THE PROFESSIONAL ELECTRONICS ENGINEER HAS INDICATED HIS/HER APO MEMBERSHIP NUMBER AND VALIDITY OF MEMBERSHIP (AS PER RA 9292 AND NBDKO MEMO CIRCULAR).**

# ELECTRONICS PERMIT

**BOX 5**

BUILDING OWNER		
<hr/>		
(Signature Over Printed Name)		
Address		
CTC No.	Date Issued	Place Issued

# ELECTRONICS PERMIT

## BOX 6

WITH MY CONSENT : LOT OWNER

\_\_\_\_\_  
(Signature Over Printed Name)

Address

CTC No.

Date Issued

Place Issued

# ELECTRONICS PERMIT

**BOX 7**

**TO BE ACCOMPLISHED BY THE PROCESSING AND  
EVALUATION DIVISION**

RECEIVED BY:

DATE

FIVE SETS OF ELECTRONICS DOCUMENTS

- ELECTRONICS PLAND AND SPECIFICATIONS
- COST ESTIMATES
- BILL OF MATERIALS
- OTHERS (Specify) \_\_\_\_\_

# ELECTRONICS PERMIT

## BOX 8

PROGRESS FLOW					
	IN		OUT		PROCESSED BY
	DATE	TIME	DATE	TIME	
ELECTRONICS					
OTHERS (Specify)					

# ELECTRONICS PERMIT

## BOX 9

ACTION TAKEN:

PERMIT IS HEREBY ISSUED SUBJECT TO THE FOLLOWING:

1. That the proposed electronics works shall be in accordance with the electronics plans filed with this Office and in conformity with the latest Electronics Code of the Philippines and the National Building Code and its IRR.
2. That prior to any electronics installation, a duly accomplished prescribed "Notice of Construction" shall be submitted to the Office of the Building Official.
3. That upon completion of the electronics works, the licensed supervisor in-charge shall submit the entry to the logbook duly signed and sealed to the building official including as-built plans and other documents and shall also accomplish the Certificate of Completion stating that the electronic works conform to the provision of the Electronics Code of the Philippines, the National Building Code and its IRR.
4. That this permit is null and void unless accompanied by the building permit.

PERMIT ISSUED BY:

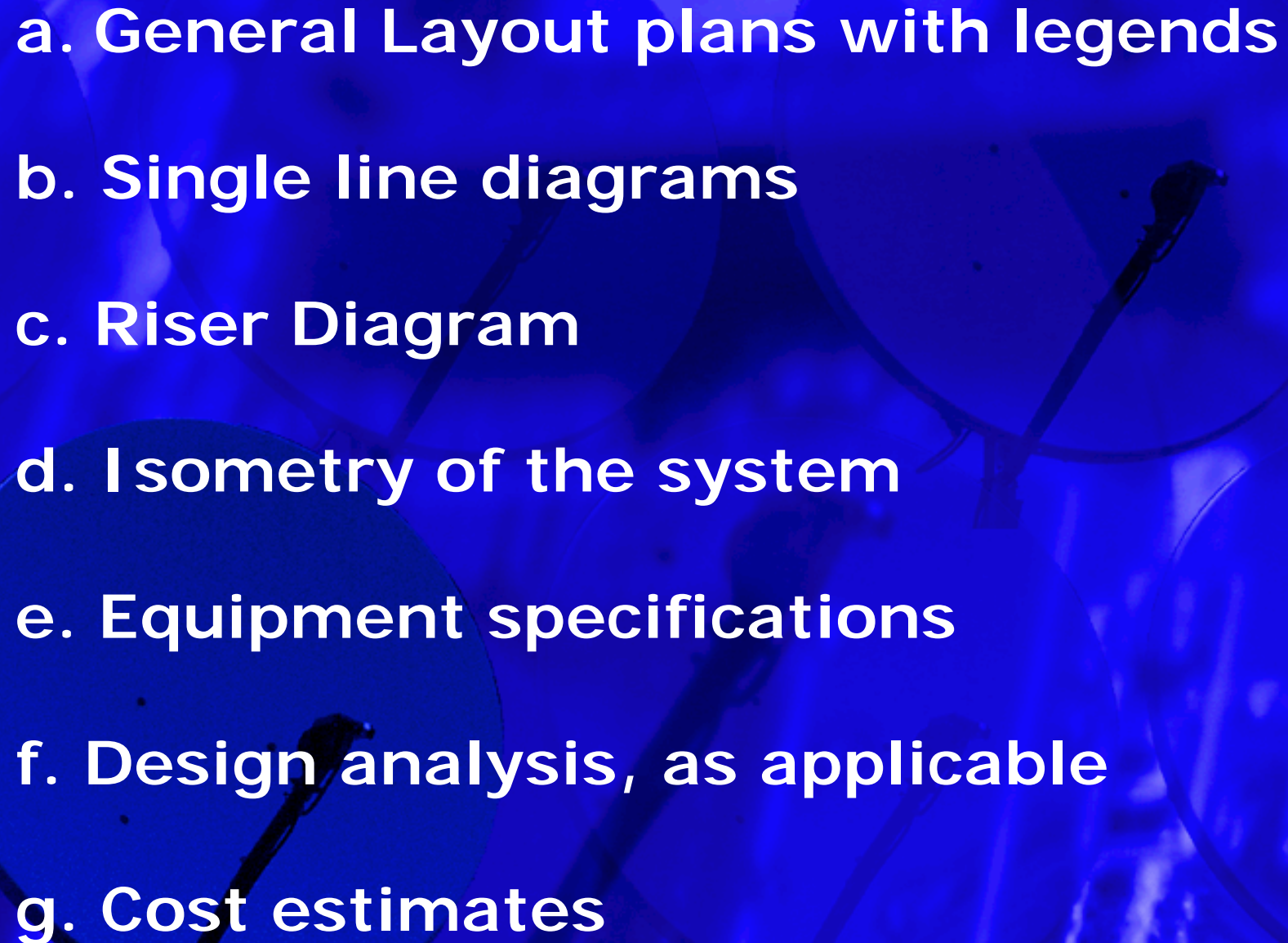
\_\_\_\_\_  
BUILDING OFFICIAL  
(Signature Over Printed Name)  
Date \_\_\_\_\_

## **Sec. 302, Application for Permits**

### **10. Electronics Documents**

---

Electronics plans and technical specifications for wired or wireless telecommunications systems, broadcasting systems, including radio and TV broadcast equipment for commercial and training purposes, cable or wireless television systems, information technology (IT) systems, security and alarm systems, electronic fire alarm systems, sound-reinforcement systems, navigational aids and controls, indoor and outdoor signages, electronically-controlled conveyance systems, electronic/computerized process controls and automation systems, building automation, management and control systems, including, but not limited to:

- 
- a. General Layout plans with legends**
  - b. Single line diagrams**
  - c. Riser Diagram**
  - d. Isometry of the system**
  - e. Equipment specifications**
  - f. Design analysis, as applicable**
  - g. Cost estimates**

# Section 303. Processing of Building Permits

---

## 9. Electronics

The Electronics Section/Unit evaluates building/structure documents as to compliance to technical requirements.



**EH, WALA NAMAN KAMING  
ELECTRONICS  
SECTION/UNIT?**

# Section 304. Issuance of Building Permits

---

## 5. Terms and Conditions of Permits

b. The permits shall be accompanied by the various ancillary and accessory permits, plans and specifications, signed and sealed by the corresponding design professionals who shall be responsible for the comprehensiveness and correctness of the plans in compliance to the Code and its IRR and to all **applicable referral codes and professional regulatory laws.**

**The Electronics Engineers have  
todate published two (2) Referral  
Codes:**

**1) Philippine Electronics Code,  
Volume I - Safety**

**2) Philippine Electronics Code,  
Volume II - Building  
Telephone Facilities**

# NEW SCHEDULE OF FEES AND OTHER CHARGES

---


## 7. ELECTRONICS FEES

- a. Central Office **switching equipment**, remote switching units, concentrators, PABX/PBX's, cordless/wireless telephone and communication systems, intercommunication system and other types of switching/routing/distribution equipment used for voice, data, image, text, facsimile, internet service, cellular, paging and other types/forms of wired or wireless communications . . . . .  
..... **P2.40 per port**

# A TYPICAL TELEPHONE SWITCHING SYSTEM

---

TRUNKS  
or  
TRUNKLINES



TELEPHONE  
SWITCHING SYSTEM  
or  
PRIVATE  
AUTOMATIC  
BRANCH  
EXCHANGE  
(PABX)



EXTENSIONS  
or  
LOCALS

# A SIMPLE DEFINITION OF DIGITAL AND ANALOG SWITCHING SYSTEMS

---

An **ANALOG** system is one that utilizes waveforms (i.e., analog signals) as compared to a **DIGITAL** system, which utilizes binary-encoded signals (i.e., data that has been formatted into 1s and 0s).

b. **Broadcast station** for radio and TV for both commercial and training purposes, CATV headend, transmitting/receiving/relay radio and broadcasting communications stations, communications centers, switching centers, control centers, operation and/or maintenance centers, call centers, cellsites, equipment silos/shelters **and other similar locations/structures** used for electronics and communications services including those used for navigational aids, radar, telemetry, tests and measurements, global positioning and personnel/vehicle location . . . . **P1,000.00 per location**

c. **Automated teller machines**, ticketing, vending and other types of electronic dispensing machines, telephone booths, pay phones, coin changers, location or direction-finding systems, navigational equipment used for land, aeronautical or maritime applications, photography and reproduction machines x-ray, scanners, ultra-sound and other apparatus/ equipment used for medical, biomedical, laboratory and testing purposes **and other similar electronic electronically-controlled apparatus or devices**, whether located indoor or outdoors. . . . . **P 10.00 per unit**

d. Electronics and communications **outlets used for connection and termination of voice, data, computer** (including workstations, servers, routers, etc.), audio, video, or any form of electronics and communications services, irrespective of whether a user terminal is connected . . . . .  
..... **P2.40 per outlet**

e. **Station/terminal/control point/port/central or remote panels/outlets** for security and alarm systems (including watchman system, burglar alarms, intrusion detection systems, lighting controls, monitoring and surveillance system, sensors, detectors, ... *(cont.)*)

parking management system, barrier controls, signal lights, etc.), electronics fire alarm (including early-detection systems, smoke detectors, etc.), sound-reinforcement/background music/paging/conference systems and the like, CATV/MATV/CCTV and off-air television, electronically-controlled conveyance systems, building automation, management systems and similar types of electronic or electronically-controlled installations whether a user terminal is connected. . . .

. . . . . **P2.40 per termination**

f. **Studios, auditoriums, theaters, and similar structures** for radio and TV broadcast, recording, audio/video reproduction/simulation and similar activities . . . . .  
P1,000.00 per location

g. **Antenna towers/masts or other structures** for installation of any electronic and/or communications transmission/reception . . . . .  
P1,000.00 per structure

h. **Electronic or electronically-controlled indoor and outdoor signages and display systems, including TV monitors, multi-media signs, etc.** . . . . . P50.00 per unit

**i. Poles and attachment :**

i. Per Pole (to be paid by pole owner) . . . . .  
..... **P20.00**

ii. Per attachment (to be paid by any entity  
who attaches to the pole of others).....  
..... **P20.00**

**j. Other types or electronics or electronically-  
controlled device, apparatus, equipment,  
instrument or units not specifically  
identified above . . . . . P50.00 per unit**

# ANNUAL FEES

Sec. 6.11.7.

Annual electronics inspection fees shall be the same as the fees in Section 6.7. of this Rule.

# WHEN IN DOUBT...

Please consult:

**INSTITUTE OF ELECTRONICS ENGINEERS OF  
THE PHILIPPINES (IECEP)**

Suite 712 Cityland Shaw Tower  
Cor. Shaw Boulevard & St. Francis St.  
Mandaluyong City

Tel. (632) 687-7187

Fax (632) 687-1676

E-mail: [secretariat@iecep.ph](mailto:secretariat@iecep.ph)



**ENGR. JOEL B. Bajador, PECE**

P. Paredes Street, Sampaloc, Manila  
Philippines.

Tel. No.: (632) 314-0018

Telefax: (632) 869-4551

Mobile: 0920-9326515

E-mail: [jbajador@gmail.com](mailto:jbajador@gmail.com)



**THANK**

**YOU**